



ARIZONA - MESA BRICK

ARIZONA

Our new glass and slate mix mosaics, will give you many design possibilities with either the brick pattern, or the small square. Arizona series is a great addition to our full line of glass tiles.

Sizes Available: Brick Pattern on 12x12.8, 1/2x1/2 on 12x12



Glendale Brick



Mesa Brick



Tucson Brick



Tempe Brick




Glendale Square



Mesa Square



















Tucson Square



Tempe Square

TECHNICAL INFORMATION

	COLOR VARIATION	4
	PEI	N/A
	C.O.F. WET	N/A
	C.O.F. DRY	N/A
	MOHS	N/A
	WATER ABSORPTION	N/A
	PRINTING	N/A
	USAGE	COMMERCIAL / RESIDENTIAL
	CHEMICAL STAIN RESISTANT	N/A
	FROST RESISTANT	N/A
	FINISH	MATTE
	TYPE	N/A
	APPLICATION	WALL
	COUNTRY OF ORIGIN	CHINA
	EDGE FINISH	N/A
	RECYCLED CONTENT	N/A

SIZES, PACKAGING AND WEIGHT

Sizes	PCS / Box (SF)	Box / Pallet (SF)	LBS / Pallet
12X12 BRICK	10PC	72BX	N/A
12X12 SQUARE	10PC	54BX	N/A



BLISS - SPRING

BLISS

Bliss Glass is a combination of classic crackle glass fused with classic stone. Ideal for use in wall interior and exteriors including water applications for Residential and Commercial locations. Great for Kitchen backsplashes, countertops, tub surrounds areas, showers/shower floors, wall facades, spas, pools and water applications since glass is naturally stain and water resistant.

Size Available: 5/8x2 On 12x12



Bliss Autumn



Bliss Fall



Bliss Spring

TECHNICAL INFORMATION

	COLOR VARIATION	3
	PEI	N/A
	C.O.F. WET	N/A
	C.O.F. DRY	N/A
	MOHS	N/A
	WATER ABSORPTION	N/A
	PRINTING	N/A
	USAGE	COMMERCIAL / RESIDENTIAL
	CHEMICAL STAIN RESISTANT	N/A
	FROST RESISTANT	N/A
	FINISH	POLISHED
	TYPE	N/A
	APPLICATION	WALL
	COUNTRY OF ORIGIN	CHINA
	EDGE FINISH	N/A
	RECYCLED CONTENT	N/A

SIZES, PACKAGING AND WEIGHT

Sizes	PCS / Box (SF)	Box / Pallet (SF)	LBS / Pallet
5/8X2 MOSAICS ON 12x12	10PC	72BX	N/A



IMPRESSIONS - BLACK WAVE

IMPRESSIONS

With this combination of materials, our Impressions glass and stone mix, is a recent addition to our glass offerings. With just 4mm thick, these glass/stone mosaics will inspire you to create luxurious spaces. Our full collection includes Stone mosaics, and Glass and Stone Basketweave. Together these innovative materials present fresh avenues for creative expression.

Size Available: 14x14 Sheets



Black Weave



Sand Weave



Fawn Weave



Sky Weave



Ash Weave

TECHNICAL INFORMATION

	COLOR VARIATION	1
	PEI	N/A
	C.O.F. WET	N/A
	C.O.F. DRY	N/A
	MOHS	N/A
	WATER ABSORPTION	N/A
	PRINTING	N/A
	USAGE	COMMERCIAL / RESIDENTIAL
	CHEMICAL STAIN RESISTANT	N/A
	FROST RESISTANT	N/A
	FINISH	POLISHED
	TYPE	N/A
	APPLICATION	WALL
	COUNTRY OF ORIGIN	CHINA
	EDGE FINISH	N/A
	RECYCLED CONTENT	N/A

SIZES, PACKAGING AND WEIGHT

Sizes	PCS / Box (SF)	Box / Pallet (SF)	LBS / Pallet
14X14 SHEET	20PC/24.88	33BX	N/A



LUXE - RUSTIC

LUXE

Our newest glass addition with random sizes and shapes. With the gloss and matte finish combined in this mosaic, along with the natural stone, it's easy to coordinate stones and porcelain for a dramatic statement in any residential or commercial project.

Size Available: 12x10.35



Chic



Rustic



Grand



Urban

TECHNICAL INFORMATION

	COLOR VARIATION	4
	PEI	N/A
	C.O.F. WET	N/A
	C.O.F. DRY	N/A
	MOHS	N/A
	WATER ABSORPTION	N/A
	PRINTING	N/A
	USAGE	COMMERCIAL / RESIDENTIAL
	CHEMICAL STAIN RESISTANT	N/A
	FROST RESISTANT	N/A
	FINISH	N/A
	TYPE	N/A
	APPLICATION	WALL
	COUNTRY OF ORIGIN	CHINA
	EDGE FINISH	N/A
	RECYCLED CONTENT	N/A

SIZES, PACKAGING AND WEIGHT

Sizes	PCS / Box (SF)	Box / Pallet (SF)	LBS / Pallet
12x10.35 SHEET	10PC	72BX	N/A



MIDTOWN - OSCURO

MIDTOWN

Midtown is another beautiful glass and stone mix that is a perfect addition to any residential or commercial interior. A random strip mosaic will add a sophisticated touch to a variety of settings.

Size Available: 12x13.7



Oscuro



Maduro


















Tempest



Claro

TECHNICAL INFORMATION

	COLOR VARIATION	3
	PEI	N/A
	C.O.F. WET	N/A
	C.O.F. DRY	N/A
	MOHS	N/A
	WATER ABSORPTION	N/A
	PRINTING	N/A
	USAGE	COMMERCIAL / RESIDENTIAL
	CHEMICAL STAIN RESISTANT	N/A
	FROST RESISTANT	N/A
	FINISH	N/A
	TYPE	GLASS
	APPLICATION	WALL
	COUNTRY OF ORIGIN	CHINA
	EDGE FINISH	N/A
	RECYCLED CONTENT	N/A

SIZES, PACKAGING AND WEIGHT

Sizes	PCS / Box (SF)	Box / Pallet (SF)	LBS / Pallet
12x13.7 SHEET	10PC	54BX	N/A



NEW YORK

The New York series glass line is a high quality painted back glass mosaics, cut into various sizes on a mesh backing. This series with its beautiful new designer colors, result in a elegant translucent contemporary look.

Size Available: 12x12 Sheet



Queens



Brooklyn



Empire



Staten



















Gray



Clarion

TECHNICAL INFORMATION

	COLOR VARIATION	3
	PEI	N/A
	C.O.F. WET	N/A
	C.O.F. DRY	N/A
	MOHS	N/A
	WATER ABSORPTION	N/A
	PRINTING	N/A
	USAGE	COMMERCIAL / RESIDENTIAL
	CHEMICAL STAIN RESISTANT	N/A
	FROST RESISTANT	N/A
	FINISH	N/A
	TYPE	GLASS
	APPLICATION	WALL
	COUNTRY OF ORIGIN	CHINA
	EDGE FINISH	N/A
	RECYCLED CONTENT	N/A

SIZES, PACKAGING AND WEIGHT

Sizes	PCS / Box (SF)	Box / Pallet (SF)	LBS / Pallet
12x12 Sheet	10PC	54BX	N/A



NEWPORT - MADURO

NEWPORT

Newport series glass and stone mix is equally nice mix of natural stone and glass. With this glass series you can add this as a accent to any transitional interior.

Size Available: 12x12 Sheet



Oscura



Tempest





Claro



Maduro

TECHNICAL INFORMATION

	COLOR VARIATION	3
	PEI	N/A
	C.O.F. WET	N/A
	C.O.F. DRY	N/A
	MOHS	N/A
	WATER ABSORPTION	N/A
	PRINTING	N/A
	USAGE	COMMERCIAL / RESIDENTIAL
	CHEMICAL STAIN RESISTANT	N/A
	FROST RESISTANT	N/A
	FINISH	N/A
	TYPE	GLASS
	APPLICATION	WALL
	COUNTRY OF ORIGIN	CHINA
	EDGE FINISH	N/A
	RECYCLED CONTENT	N/A

SIZES, PACKAGING AND WEIGHT

Sizes	PCS / Box (SF)	Box / Pallet (SF)	LBS / Pallet
12x12 SHEET	10PC	54BX	N/A



NUEVO LAGUNA - BASIN

NUEVO LAGUNA

Nuevo Laguna glass mosaic tiles are offered on a mesh back in a stone and glass blend. With both gloss and matte finishes, and a beautiful stone accent, these liner bullet shaped mosaics will add a perfect dimension to your interior space.

Size Available: 12x14.8 Sheet



Glacier



Typhoon



Coast



Basin

TECHNICAL INFORMATION

	COLOR VARIATION	3
	PEI	N/A
	C.O.F. WET	N/A
	C.O.F. DRY	N/A
	MOHS	N/A
	WATER ABSORPTION	N/A
	PRINTING	N/A
	USAGE	COMMERCIAL / RESIDENTIAL
	CHEMICAL STAIN RESISTANT	N/A
	FROST RESISTANT	N/A
	FINISH	N/A
	TYPE	GLASS
	APPLICATION	WALL
	COUNTRY OF ORIGIN	CHINA
	EDGE FINISH	N/A
	RECYCLED CONTENT	N/A

SIZES, PACKAGING AND WEIGHT

Sizes	PCS / Box (SF)	Box / Pallet (SF)	LBS / Pallet
12x14.8 SHEET	10PC	54BX	N/A



OCEAN

Ocean series is a unique glass tile with a weave pattern that will bring your designs to life. The color blends of Ocean work perfectly together for that striking design element.

Size Available: 12x12.6



Cabo




Bahama



Tahiti




Samoa



Bora

TECHNICAL INFORMATION

	COLOR VARIATION	3
	PEI	N/A
	C.O.F. WET	N/A
	C.O.F. DRY	N/A
	MOHS	N/A
	WATER ABSORPTION	N/A
	PRINTING	N/A
	USAGE	COMMERCIAL / RESIDENTIAL
	CHEMICAL STAIN RESISTANT	N/A
	FROST RESISTANT	N/A
	FINISH	N/A
	TYPE	GLASS
	APPLICATION	WALL
	COUNTRY OF ORIGIN	CHINA
	EDGE FINISH	N/A
	RECYCLED CONTENT	N/A

SIZES, PACKAGING AND WEIGHT

Sizes	PCS / Box (SF)	Box / Pallet (SF)	LBS / Pallet
12x12.6 SHEET	10PC	42BX	N/A



ONIX - NATURE BLENDS NAVIA

ONIX

Onix has taken inspiration from from gemstones to create these mosaic jewels ideal for many different spaces such as pools and kitchen areas.


Sizes Available: 1x1 on 13x13, 1x1 on 12.2x18.1



Cosmic Arezzo*



Cosmic Elba*



Cosmic Livorno*



Cosmic Lucca*




Essence Carrara Mix



Essence Carrara Mix Grey




Essence Carrara Mix Macauba



Nature Blends Navia



Nature Blends Upsala White



Mystic Islande



Nature Blends Upsala Dark Grey



Mystic Arola




Mystic Sinai




Mystic Savina



Mystic Agata Diamond Brown



















Pool Tile Nieve Colour Blends Piscis



Pool Tile Nieve Green / Sky Blue / Light Blue / Dark Blue

TECHNICAL INFORMATION

	COLOR VARIATION	4
	PEI	n/a
	C.O.F. WET	n/a
	C.O.F. DRY	n/a
	MOHS	n/a
	WATER ABSORPTION	n/a
	PRINTING	HD INK JET
	USAGE	COMMERCIAL / RESIDENTIAL
	CHEMICAL STAIN RESISTANT	n/a
	FROST RESISTANT	n/a
	FINISH	MATTE/POLISHED
	TYPE	GLASS
	APPLICATION	WALL
	COUNTRY OF ORIGIN	SPAIN
	EDGE FINISH	N/A
	RECYCLED CONTENT	98%

SIZES, PACKAGING AND WEIGHT

Sizes	PCS / Sheet	Box / Pallet (SF)	LBS / Pallet
1x1 on 13x13	5PC	N/A	N/A
1x1 on 12.2x18.1	14PC	N/A	N/A

*Onix Cosmic is not suitable for partial or complete water application.




ONIX HEX - GUN METAL


ONIX HEX

Onix Hex offers a bold and modern option in a hexagonal pressed glass mosaic format. This beautiful 98% recycled material mosaic has a sand blasted finish enhanced by a unique iridescent coat that creates a dramatic effect. Onix Hex comes in 6 unique colors and is available on 12x12 sheets.


Size Available: 1" Hexagons on 12x12



Gun Metal



Pewter




Pearl



Blend Tan Malla



















Blend Taupe Malla



Blend Metal Carrara

TECHNICAL INFORMATION

	COLOR VARIATION	3
	PEI	N/A
	C.O.F. WET	N/A
	C.O.F. DRY	N/A
	MOHS	N/A
	WATER ABSORPTION	N/A
	PRINTING	N/A
	USAGE	COMMERCIAL / RESIDENTIAL
	CHEMICAL STAIN RESISTANT	N/A
	FROST RESISTANT	N/A
	FINISH	MATTE/POLISHED
	TYPE	PRESSED GLASS
	APPLICATION	WALL & FLOOR
	COUNTRY OF ORIGIN	SPAIN
	EDGE FINISH	N/A
	RECYCLED CONTENT	98%

SIZES, PACKAGING AND WEIGHT

Sizes	PCS / Sheet	Box / Pallet (SF)	LBS / Pallet
1" hex on 12x12	6PCS	6BXS / 975.04	N/A



VETRO - CRYSTAL BLUE

VETRO

Vetro Glass brings to our inventory a premium glass executed with a modern clean edge. An appealing palette of 5 colors in gloss finish will satisfy any color setting. The unique large format in 2x12 and 3x6 field makes a modern dramatic statement, while the mosaic patterns offer a subtle textural effect.

Staggered Brick: 1/2x2 Staggered Brick on 12x12



Snow White

Crystal Blue

Warm Beige

Winter Taupe

Midnight Grey

Straight Brick: 1/2x2 Straight Brick on 12x12



Snow White

Crystal Blue

Warm Beige

Winter Taupe

Midnight Grey



2x12

2x12

2x12

2x12

2x12



3x6



3x6



3x6



3x6



3x6

TECHNICAL INFORMATION

	COLOR VARIATION	2
	PEI	N/A
	C.O.F. WET	N/A
	C.O.F. DRY	N/A
	MOHS	N/A
	WATER ABSORPTION	N/A
	PRINTING	N/A
	USAGE	COMMERCIAL / RESIDENTIAL
	CHEMICAL STAIN RESISTANT	N/A
	FROST RESISTANT	N/A
	FINISH	GLASS
	TYPE	GLASS
	APPLICATION	WALL
	COUNTRY OF ORIGIN	CHINA
	EDGE FINISH	N/A
	RECYCLED CONTENT	N/A

SIZES, PACKAGING AND WEIGHT


Sizes	PCS / Box (SF)	Box / Pallet (SF)	LBS / Pallet
3x6	32 PC	150 BX	N/A
2X12	40 PC	88 BX	N/A
12X12 BRICK	10 PC	72 BX	N/A
12X12 STAGGERED B.	10 PC	72 BX	N/A



VETRO 6" HEX

Vetro 6" Hex is the ultimate expression of contemporary design, with its diaphanous hexagonal glass pieces that feature a smooth finish. The geometric elements have a striking sleek appearance that will enhance any design space. Vetro comes in 5 unique colors, Midnight Grey, Winter Taupe, Warm Beige, Crystal Blue and Snow White in an available 6x6 size. Suitable for indoor commercial and residential wall applications.

Size Available: 6" Hexagons



Midnight Grey



Winter Taupe



Warm Beige





Crystal Blue



Snow White

TECHNICAL INFORMATION

	COLOR VARIATION	N/A
	PEI	N/A
	C.O.F. WET	N/A
	C.O.F. DRY	N/A
	MOHS	N/A
	WATER ABSORPTION	N/A
	PRINTING	N/A
	USAGE	COMMERCIAL / RESIDENTIAL
	CHEMICAL STAIN RESISTANT	N/A
	FROST RESISTANT	N/A
	FINISH	GLASS
	TYPE	GLASS
	APPLICATION	WALL
	COUNTRY OF ORIGIN	CHINA
	EDGE FINISH	N/A
	RECYCLED CONTENT	N/A

SIZES, PACKAGING AND WEIGHT

Sizes	PCS / Box (SF)	Box / Pallet (SF)	LBS / Pallet
6" Hexagons	20 PC / 4.314	125 BX / 539.25	1,290.00




WESTWOOD - OSCURO

WESTWOOD

The Westwood series is offered in a glass and stone mix in ½"x ½" mosaic. In applications where a smaller glass accent is desired, Westwood is the perfect size.

Size Available: 1/2x1/2 on 12x12




Oscuro



Tempest
















Claro




Maduro

TECHNICAL INFORMATION

	COLOR VARIATION	2
	PEI	N/A
	C.O.F. WET	N/A
	C.O.F. DRY	N/A
	MOHS	N/A
	WATER ABSORPTION	N/A
	PRINTING	N/A
	USAGE	COMMERCIAL / RESIDENTIAL
	CHEMICAL STAIN RESISTANT	N/A
	FROST RESISTANT	N/A
	FINISH	GLASS
	TYPE	GLASS
	APPLICATION	WALL
	COUNTRY OF ORIGIN	CHINA
	EDGE FINISH	RECTIFIED
	RECYCLED CONTENT	N/A

SIZES, PACKAGING AND WEIGHT

Sizes	PCS / Box (SF)	Box / Pallet (SF)	LBS / Pallet
1/2x1/2 ON 12X12	10 PCS	72 BX	N/A



CENTAURI GLASS - ZETA

CENTAURI GLASS

Centauri glass mosaics feature an exquisite combination of metal and glass with strikingly beautiful results. The glistening bullet-shaped glass pieces create an exciting contrast against the bold and modern metal accents. Centauri showcases 3 unique blends Polaris, Zeta and Gamma in 12x12 sheets that are suitable for wall applications in interior spaces. Not suitable for wet areas.

Sizes available: 12x12



Polaris



Gamma



Zeta

TECHNICAL INFORMATION

	COLOR VARIATION	3
	PEI	N/A
	C.O.F. WET	N/A
	C.O.F. DRY	N/A
	MOHS	N/A
	WATER ABSORPTION	N/A
	PRINTING	N/A
	USAGE	COMMERCIAL / RESIDENTIAL
	CHEMICAL STAIN RESISTANT	N/A
	FROST RESISTANT	N/A
	FINISH	GLASS
	TYPE	GLASS
	APPLICATION	WALL
	COUNTRY OF ORIGIN	CHINA
	EDGE FINISH	RECTIFIED
	RECYCLED CONTENT	N/A

SIZES, PACKAGING AND WEIGHT

Sizes	PCS / Box (SF)	Box / Pallet (SF)	LBS / Pallet
12x12 Sheets	6 PCS	84 BX	N/A




LIQUID - CAPUCCINO

LIQUID

Liquid is a rich blend of honed and polished glass surfaces that emphasize the curving nature of the individual mosaic pieces. The beauty of Liquid is its organic rhythmic pattern that creates a rich undulating effect promoting a unique design element for any space. Liquid features 5 different colors, Cappuccino, Mocha, Latte, Warm White and Ice White in a 7.7 x 22 sheet. Suitable for indoor commercial and residential wall applications.


Size Available: 7.7x22 Sheets



Cappuccino



Mocha



Latte



















Warm White



Cool White

TECHNICAL INFORMATION

	COLOR VARIATION	2
	PEI	N/A
	C.O.F. WET	N/A
	C.O.F. DRY	N/A
	MOHS	N/A
	WATER ABSORPTION	N/A
	PRINTING	N/A
	USAGE	COMMERCIAL / RESIDENTIAL
	CHEMICAL STAIN RESISTANT	N/A
	FROST RESISTANT	N/A
	FINISH	N/A
	TYPE	N/A
	APPLICATION	WALL
	COUNTRY OF ORIGIN	CHINA
	EDGE FINISH	N/A
	RECYCLED CONTENT	N/A

SIZES, PACKAGING AND WEIGHT

Sizes	PCS / Box (SF)	Box / Pallet (SF)	LBS / Pallet
7.7x22 Sheets	11PC	54BX	N/A



PURE 2" HEX - CAPPUCCINO


PURE 2" HEX

Pure 2" Hex offers a rich fusion of honed and polished glass mosaics on a mesh back. Following the honeycomb pattern, this stylish blend of hexagonal shaped mosaic pieces will instill a modern flare to any decor. Pure features five different blends, Cappuccino, Mocha, Latte, Warm White and Ice White in a 12x12 sheet. Suitable for indoor commercial and residential wall applications.


Sizes available: 2" Hexagon Mosaics



Cappuccino



Mocha



Latte



Warm White



Cool White

TECHNICAL INFORMATION

	COLOR VARIATION	2
	PEI	N/A
	C.O.F. WET	N/A
	C.O.F. DRY	N/A
	MOHS	N/A
	WATER ABSORPTION	N/A
	PRINTING	N/A
	USAGE	RESIDENTIAL
	CHEMICAL STAIN RESISTANT	N/A
	FROST RESISTANT	N/A
	FINISH	GLASS
	TYPE	GLASS
	APPLICATION	WALL
	COUNTRY OF ORIGIN	CHINA
	EDGE FINISH	UNRECTIFIED
	RECYCLED CONTENT	N/A

SIZES, PACKAGING AND WEIGHT

Sizes	PCS / Box (SF)	Box / Pallet (SF)	LBS / Pallet
12x12 Sheets	10 PCS	90 BX	N/A



CRYSTAL STONE 2.0

Crystal Stone 2.0. This revolutionary product is unlike any on the market. Constructed of 99% Silica, Crystal Stone 2.0 is stronger than porcelain. It has extremely low porosity, a very high melting point and because it is the whitest product available at 93% whiteness, it has a brightness of 100%. It is virtuously impervious to stains and UV discoloration. With three different thicknesses available, 2cm & 3cm slab and 24x24 floor tile, we are confident that Crystal Stone 2.0 will be a stunning addition to your project.

Size Available: 0.5" Thick 12x24, 24x24 Field, 2cm (0.75") Slab, 3cm (1.25") Slab



Stain Resistance Test




Acid Test




Wine Stain Test




Ink Stain Test



12x24 Field Size

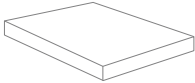


24x24 Field Size

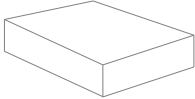


2 CM and 3 CM Slabs 1.5 to 3 m

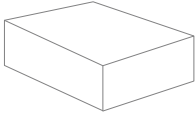
0.5"



2cm



3cm









SIZES, PACKAGING AND WEIGHT

Sizes	PCS / Box (SF)		Slabs / Bundle
12x24(0.5")	N/A	N/A	N/A
24x24(0.5")	1PC	N/A	N/A
2cm (0.75") - 118x55" slab	N/A	N/A	8 Slabs
3cm (1.25") 118x55" slab	N/A	N/A	5 Slabs

TECHNICAL INFO

FIELD TILES TEST RESULTS

	COLOR VARIATION	1
	PEI	5
	D.C.O.F. WET AREAS ONLY	<0.42
	MOHS	7
	WATER ABSORPTION	<0.5%
	PRINTING	N/A
	USAGE	COMMERCIAL / RESIDENTIAL
	CHEMICAL STAIN RESISTANT	YES
	FROST RESISTANT	YES
	FINISH	POLISHED
	TYPE	99% SILICA
	APPLICATION	WALL / FLOOR
	COUNTRY OF ORIGIN	CHINA
	EDGE FINISH	RECTIFIED
	RECYCLED CONTENT	N/A
	FACIAL DIMENSION	WITHIN STANDARD
	WEDGING (SQUARENESS)	WITHIN STANDARD
	WARPAGE (FLATNESS)	WITHIN STANDARD

SLAB TEST RESULTS

	ASTM#	RESULT
BREAKING STRENGTH	C648	2251 lbs
STAIN RESISTANCE	1378	NO EFFECT
ABRASION WEAR INDEX	C1353	450
WATER ABSORPTION	C373	0.03%
FLEXURAL STRENGTH (WET)	C880	5247 psi
FLEXURAL STRENGTH (DRY)	C880	7108 psi
STAIN & CHEMICAL RESISTANCE	C650	No effect
COMPRESSIVE STRENGTH (min)	C170	54601 psi

CARE AND MAINTENANCE

Crystal Stone 2.0 has a very compact structure. It is resistant to tea and other pollutants making it easy to clean. For routine cleaning, use a damp cloth or paper towel and, if necessary, a small amount of mild soap. Once clean, rinse and dry surface thoroughly. For stubborn or dried spills, use a nonabrasive cleaning pad with a small amount of mild soap. When slight scratches appear on the surface, simply apply a small amount of detergent and wipe with a soft cloth for several minutes. It will restore its natural brightness. Common household spills – such as, tea, coffee, lemon juice, soda, fruit, vegetable juice, olive oil or grease spills are easily removed and the surface restored to its original appearance.

Avoid exposing Crystal Stone 2.0 to chemicals and solvents, especially paint removers or furniture strippers containing trichloroethane or methylene chloride. Keep nail polish remover, bleach or cleansers that contain bleach, bluing, permanent markers or inks. While casual exposure to alkaline materials will not damage Crystal Stone 2.0, highly alkaline (high-pH) cleansers are not recommended when cleaning Crystal Stone 2.0. If any of the substances listed above come into contact with Crystal Stone 2.0, rinse the exposed surface immediately and thoroughly with plenty of clean water.



TREND - EARTH ARABESQUE

TREND

Trend is a water jet series offering highly detailed mosaic tiles on a mesh back. A rich combination of natural stones, honed glass and polished glass pieces showcase exquisite accents promoting geometric rhythm throughout. Trend features diamond and arabesque shapes that come in three harmonious colors Earth, Forest and Ocean. Sizes available include 11.5x11.5 and 12x12.3 Sheets. Suitable for indoor commercial and residential wall application only.

Sizes available: 12x12.3, 11.5x11.5 Sheets




Trend Earth Diamond
Water-Jet mosaic on 12x12.3




Trend Forest Diamond
Water-Jet mosaic on 12x12.3



Trend Ocean Diamond
Water-Jet mosaic on 12x12.3



Trend Earth Arabesque
Water-Jet mosaic on 11.5x11.5 Sheet



















Trend Forest Arabesque
Water-Jet mosaic on 11.5x11.5 Sheet



Trend Ocean Arabesque
Water-Jet mosaic on 11.5x11.5 Sheet

TECHNICAL INFORMATION

	COLOR VARIATION	3
	PEI	N/A
	C.O.F. WET	N/A
	C.O.F. DRY	N/A
	MOHS	N/A
	WATER ABSORPTION	N/A
	PRINTING	N/A
	USAGE	COMMERCIAL / RESIDENTIAL
	CHEMICAL STAIN RESISTANT	N/A
	FROST RESISTANT	N/A
	FINISH	GLASS
	TYPE	GLASS
	APPLICATION	WALL
	COUNTRY OF ORIGIN	CHINA
	EDGE FINISH	RECTIFIED
	RECYCLED CONTENT	N/A

SIZES, PACKAGING AND WEIGHT

Sizes	PCS / Box (SF)	Box / Pallet (SF)	LBS / Pallet
Hex on 12x12.3	10 PCS	63 BX	N/A
Arabesque 11.5x11.5	10 PCS	63 BX	N/A



MOOD - COOL

MOOD

Mood is composed of corrugated glass and natural stone in a geometric pattern of complimentary colors. Its rhythm and range of textures makes it adaptable to use in any environment. Mood comes in three colors, Calm, Cold, and Cool and is available in 12x12 sheets.

Size Available: 2x2 Mosaic on 12x12



Cold

Cool

Calm

TECHNICAL INFORMATION

	COLOR VARIATION	2
	PEI	N/A
	C.O.F. WET	N/A
	C.O.F. DRY	N/A
	MOHS	N/A
	WATER ABSORPTION	N/A
	PRINTING	N/A
	USAGE	COMMERCIAL / RESIDENTIAL
	CHEMICAL STAIN RESISTANT	N/A
	FROST RESISTANT	N/A
	FINISH	N/A
	TYPE	N/A
	APPLICATION	WALL
	COUNTRY OF ORIGIN	CHINA
	EDGE FINISH	N/A
	RECYCLED CONTENT	N/A

SIZES, PACKAGING AND WEIGHT

Sizes	PCS / Box (SF)	Box / Pallet (SF)	LBS / Pallet
2X2 MOSAIC ON 12X12	10PC/9.68SF	72BX/696.96SF	N/A