

There is no more appropriately named collection. The four tile designs that make up this collection can be configured to compose an almost infinite number of patterns. The graceful vine design and stone create classic elegance. Silver or gold leafing with optional Swarovski crystals applied to the vine brings the Flamboyant design to an even higher level of elegance.

As with most Giovanni Barbieri designs, Flamboyant is ideal for high-impact focal points. Color variation is slight however this is a hand finished product and will have some variations in surface presentation. Edges are slightly beveled. The Collection comes in 24" x 24" pieces.

Flamboyant is made from recycling marble dust production waste, reproducing faithfully the Natural Stone's beauty. It is suitable for any installation even where Natural Stone is not suggested. No maintenance. Not absorbent. UV color protection tested by laboratory.

Lead times from Italy can be 7-10 weeks



Light Grey



Black with Silver Leaf



White with Silver Leaf and Swarovski crystals



Light Grey with Silver Leaf and Swarovski crystals



White



Beige





Light Grey

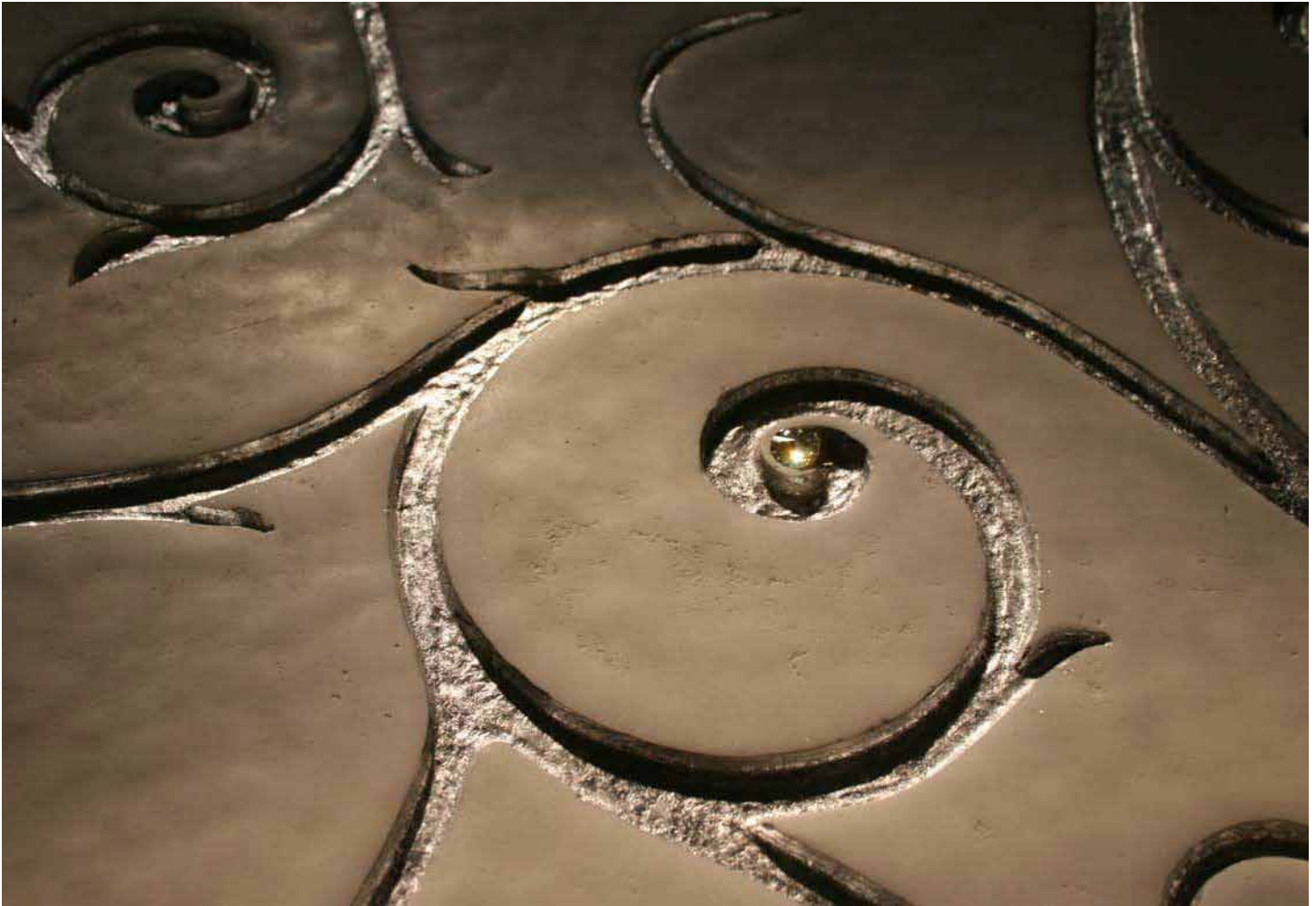


Brown



Black





APPLICATION	CHARACTERISTICS	INSTALLATION/CARE & MAINTENANCE	PACKAGING
<p>Interior & Exterior Residential & Commercial</p> <ul style="list-style-type: none"> - Bathroom - SPA/Wellness Area - Swimming Pool area - Building Lobby - Feature Wall - Restaurant/Lounge Bar - Living Room - Reception Hall - Modern Wall - Contemporary Concept - Any Climate Condition interiors exteriors. 	<p>Natural Stone Colour Variation:</p> <ul style="list-style-type: none"> - Very low on all colours: White, Beige Limestone Dark and Light Grey Light Brown Stones. <p>Surface Variation:</p> <ul style="list-style-type: none"> - It is finished by hand : some difference are normally as related of its Artisan manufacture quality. - Tiles edge are little bevelled. <p>Sizes available:</p> <ul style="list-style-type: none"> - 24"x24"x3/4 - Cm 60x60x2 	<p>Installation:</p> <ul style="list-style-type: none"> - dry layout before installation. - Two components Adhesive. - Pay attention of bottom tile edge during installation. - Tiles joint 0 to 1/8". - sanded grout. <p>Care & Maintenance:</p> <ul style="list-style-type: none"> - No chemicals are applied on Tiles: we recommend this after installation completed referring their destination use. - penetrating sealer (no water effect). - ph neutral cleaner. 	<p>Carton Box on Crate:</p> <ul style="list-style-type: none"> - 2 Tiles per Carton Box - 20 Tiles/10 Boxes per Crate 5 Pcs Pattern 1 5 Pcs Pattern 2 5 Pcs Pattern 3 5 Pcs Pattern 4 <p>Crate Size: 31" x 45" x H 32" Cm. 78 x 114 x H 80</p> <p>Tiles Weight :</p> <ul style="list-style-type: none"> Kg per SF 4,38 aprox. Kg per SqM 47,00 aprox.